

**RARA Antibody (monoclonal) (M03)****Mouse monoclonal antibody raised against a partial recombinant RARA.****Catalog # AT3571a****Specification**

---

**RARA Antibody (monoclonal) (M03) - Product Information**

Application	WB, IHC, E
Primary Accession	<a href="#">P10276</a>
Other Accession	<a href="#">NM_000964</a>
Reactivity	Human
Host	Mouse
Clonality	Monoclonal
Isotype	IgG1 Kappa
Calculated MW	50771

**RARA Antibody (monoclonal) (M03) - Additional Information****Gene ID** 5914**Other Names**

Retinoic acid receptor alpha, RAR-alpha, Nuclear receptor subfamily 1 group B member 1, RARA, NR1B1

**Target/Specificity**

RARA (NP\_000955, 315 a.a. ~ 424 a.a) partial recombinant protein with GST tag. MW of the GST tag alone is 26 KDa.

**Dilution**

WB~~1:500~1000

IHC~~1:100~500

E~~N/A

**Format**

Clear, colorless solution in phosphate buffered saline, pH 7.2 .

**Storage**

Store at -20°C or lower. Aliquot to avoid repeated freezing and thawing.

**Precautions**

RARA Antibody (monoclonal) (M03) is for research use only and not for use in diagnostic or therapeutic procedures.

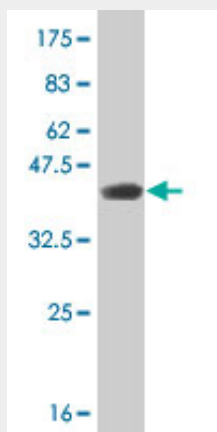
**RARA Antibody (monoclonal) (M03) - Protocols**

Provided below are standard protocols that you may find useful for product applications.

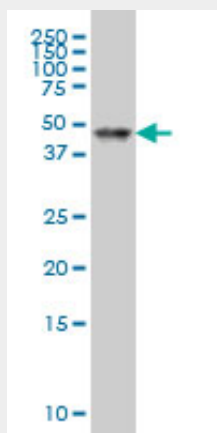
- [Western Blot](#)

- [Blocking Peptides](#)
- [Dot Blot](#)
- [Immunohistochemistry](#)
- [Immunofluorescence](#)
- [Immunoprecipitation](#)
- [Flow Cytometry](#)
- [Cell Culture](#)

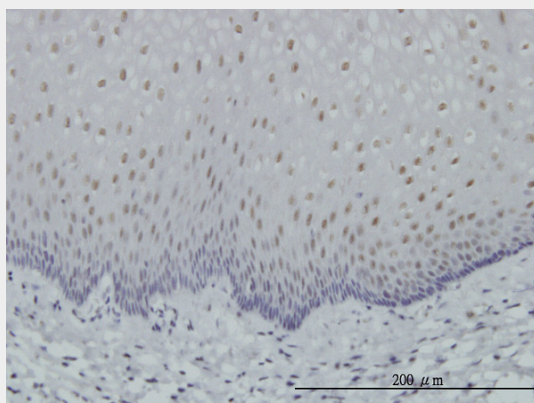
#### RARA Antibody (monoclonal) (M03) - Images



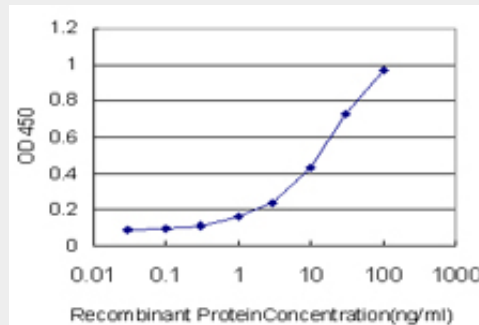
Antibody Reactive Against Recombinant Protein. Western Blot detection against Immunogen (37.84 kDa) .



RARA monoclonal antibody (M03), clone 2D2 Western Blot analysis of RARA expression in Hela S3 NE ( (Cat # AT3571a )



Immunoperoxidase of monoclonal antibody to RARA on formalin-fixed paraffin-embedded human esophagus. [antibody concentration 1.2 ug/ml]



Detection limit for recombinant GST tagged RARA is approximately 1ng/ml as a capture antibody.

### **RARA Antibody (monoclonal) (M03) - Background**

This gene represents a nuclear retinoic acid receptor. The encoded protein, retinoic acid receptor alpha, regulates transcription in a ligand-dependent manner. This gene has been implicated in regulation of development, differentiation, apoptosis, granulopoiesis, and transcription of clock genes. Translocations between this locus and several other loci have been associated with acute promyelocytic leukemia. Alternatively spliced transcript variants have been found for this locus.

### **RARA Antibody (monoclonal) (M03) - References**

1. Moz and Retinoic Acid Coordinately Regulate H3K9 Acetylation, Hox Gene Expression, and Segment Identity. Voss AK, Collin C, Dixon MP, Thomas T. Dev Cell. 2009 Nov;17(5):674-86.